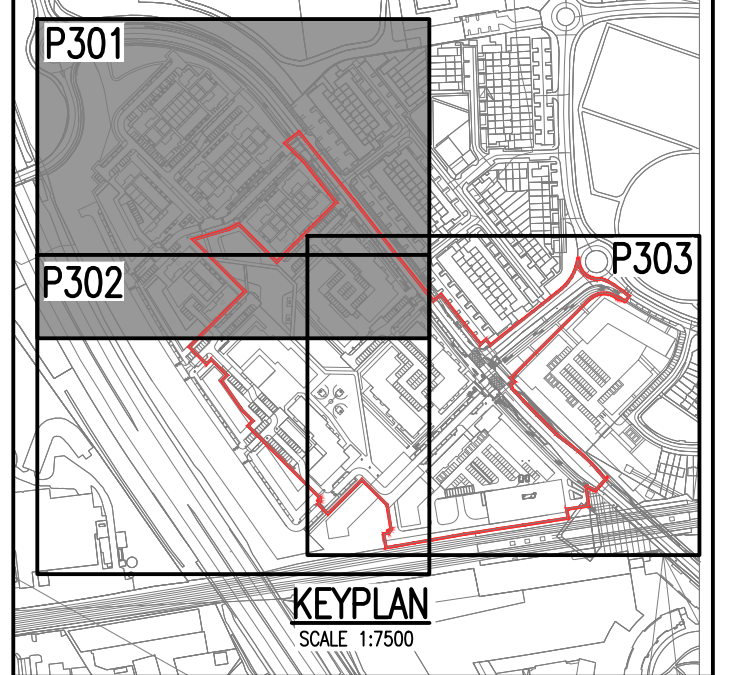


NOTES:  
 1. DO NOT SCALE. USE FIGURED DIMENSIONS ONLY.  
 2. THIS DRAWING IS TO BE READ IN CONJUNCTION WITH ALL  
 OTHER RELEVANT ARCHITECTURAL AND ENGINEERING  
 DRAWINGS.



**LEGEND:**

- 100ø PROPOSED 100ø HDPE WATERMAIN WITH PIPE SIZE
- 150ø PROPOSED 150ø HDPE WATERMAIN WITH PIPE SIZE
- 200ø PROPOSED 200ø HDPE WATERMAIN WITH PIPE SIZE
- XXXø EXISTING WATERMAIN WITH PIPE SIZE
- SV PROPOSED SLUICE VALVE
- H PROPOSED HYDRANT
- ScV PROPOSED SCOUR VALVE
- AV PROPOSED AIR VALVE
- NRV PROPOSED NON-RETURN VALVE
- WM PROPOSED WATER METER
- SWMH PROPOSED SURFACE WATER MANHOLE
- TYPICAL SCHEMATIC CONNECTION OF OFFLINE SCOUR VALVE AT ROAD LOW POINTS
- PROPOSED BOUNDARY BOX AND CONNECTION

Rev	Date	Description	By	Chk
Amendments				

Project: **CHERRY ORCHARD POINT**

Title: **WATERMAIN LAYOUT SHEET 1 OF 3**

Client: **LAND DEVELOPMENT AGENCY**



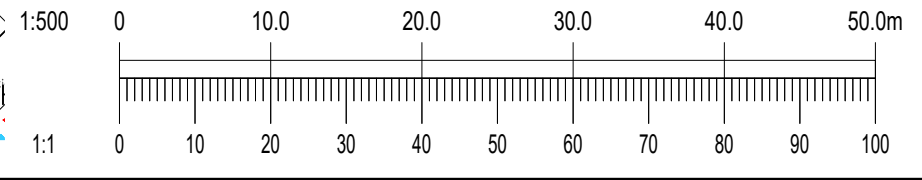
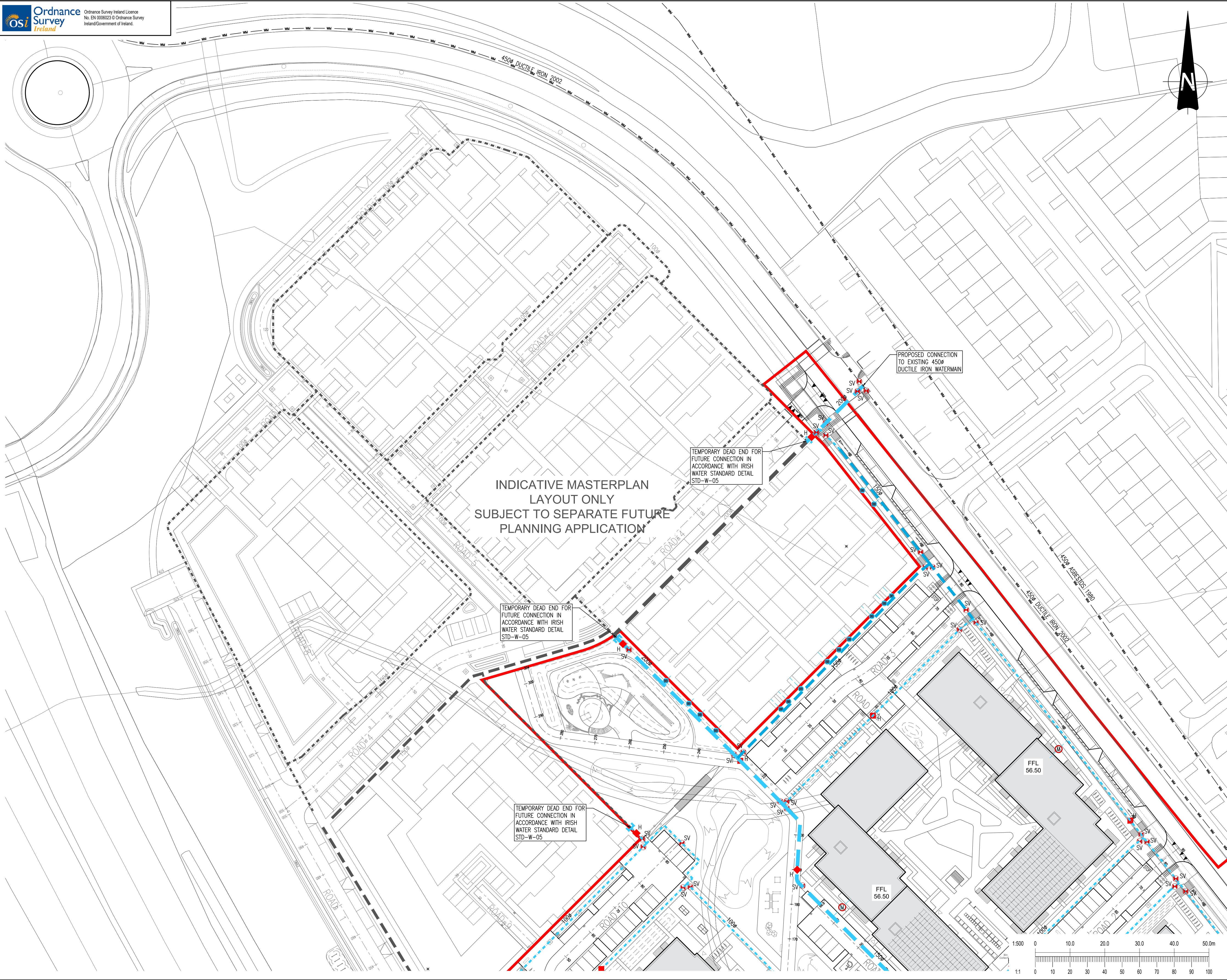
BLOCK S, EASTPOINT BUSINESS PARK, ALFIE BYRNE ROAD,  
 DUBLIN D03 H3F4 IRELAND. Tel: (01) 664 8900  
 Email: info@waterman-moylan.ie www.waterman-moylan.ie

Status: **PLANNING**

Designed By: PJD Approved: IW Waterman Ref: 22-010  
 Drawn By: PJD Date: OCT 2023 Scales @ A1: 1:500

Project - Originator - Volume - Level - Type - Role - Number  
 Revision

COP-WMC-PH1-00-DR-C-P301



Drawing Location: M:\Projects\22-010 Cherry Orchard - Sites 4 & 5 - C&S\Drawings\Watermain Moylan\Civil\Planning\AutoCAD Drawings\22-010-P301-P302-P303 Watermain Layout Sheets 1 to 3.dwg  
 Date: 04/25/2023 3:36pm